

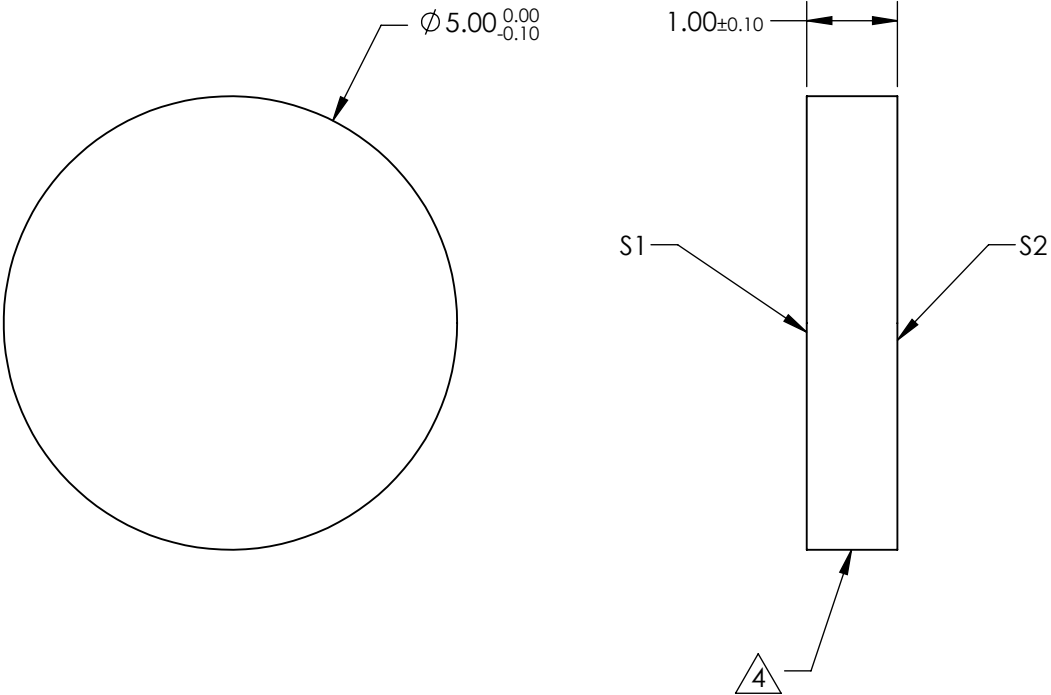
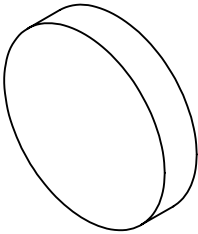
NOTES:

- 1. SUBSTRATE:
ZINC SELENIDE
- 2. SURFACE S2 TO BE PARALLEL WITH S1 TO <1 arcmin
- 3. COATING (APPLY ACROSS CLEAR APERTURE)

S1&S2:
Ravg <1% @ 1650 - 3000nm
Rabs <2% @ 1650 - 3000nm

4. FINE GRIND SURFACE

- 5. ROHS COMPLIANT

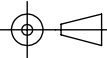


**FOR INFORMATION ONLY:
DO NOT MANUFACTURE
PARTS TO THIS DRAWING**

SPECIFICATIONS SUBJECT TO CHANGE WITHOUT NOTICE
DIMENSIONS ARE FOR REFERENCE ONLY

	S1	S2
SHAPE	PLANO	PLANO
SURFACE FLATNESS	$\lambda/10$ @ 10.6 μ m	$\lambda/10$ @ 10.6 μ m
SURFACE QUALITY	60-40	60-40
CLEAR APERTURE	$\varnothing 4.5$	$\varnothing 4.5$
BEVEL	PROTECTED AS NEEDED	PROTECTED AS NEEDED

THIRD ANGLE
PROJECTION



ALL DIMS IN

mm



Edmund Optics®

TITLE

5mm Dia. x 1mm Thickness, BBAR (1650-3000nm) Coated, ZnSe Window

DWG NO

24327

SHEET
1 OF 27