
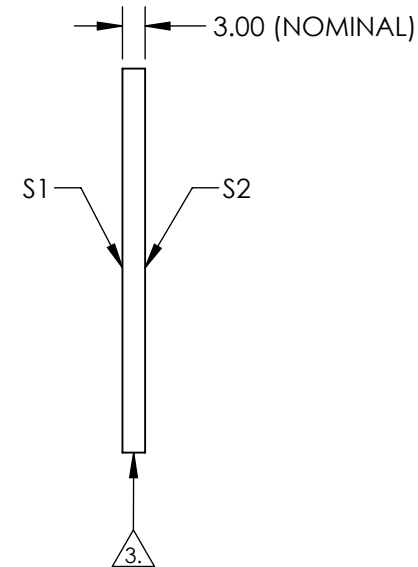
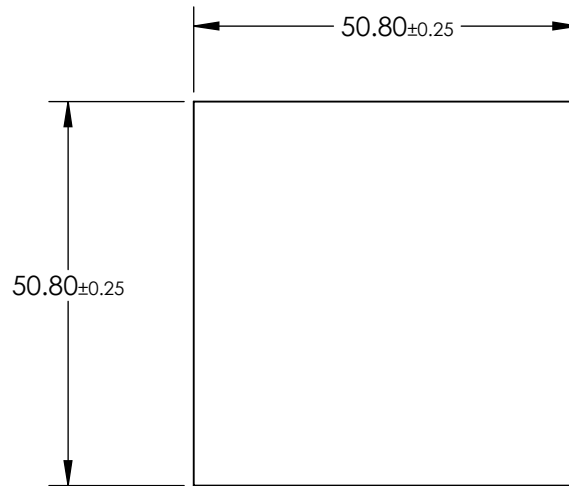


NOTES:

1. SUBSTRATE: Float Glass
2. COATING (APPLY ACROSS CLEAR APERTURE)
 - S1: Protected Gold (700-10000nm)
 - R(AVG) >96% @ 700 - 2000nm
 - R(AVG) >96% @ 2000 - 10,000nm
 - S2: NONE
3.  EDGES SEAMED
4. ROHS COMPLIANT



**FOR INFORMATION ONLY:
DO NOT MANUFACTURE
PARTS TO THIS DRAWING**

SPECIFICATIONS SUBJECT TO CHANGE WITHOUT NOTICE
DIMENSIONS ARE FOR REFERENCE ONLY

	S1	S2
SHAPE	PLANO	PLANO
SURFACE QUALITY	60-40	N/A
SURFACE FLATNESS	4 - 6λ	N/A
CLEAR APERTURE	48.26 x 48.26	N/A
BEVEL	PROTECTED AS NEEDED	PROTECTED AS NEEDED



ALL DIMS IN

mm

 **Edmund Optics®**

TITLE

50.8 x 50.8mm Protected Gold, 4- 6λ Mirror

DWG NO

83500

SHEET
1 OF 1