

NOTES:

1. SUBSTRATE: UV FUSED SILICA
2. SURFACE S2 TO BE PARALLEL WITH SURFACE S1 TO WITHIN 5 arcsec
3. COATING (APPLY ACROSS COATING APERTURE)

S1: HARD DIELECTRIC SPUTTERED


T(avg): ≥91% FROM 940 - 1650nm @ 0° AOI

T(avg): ≤0.01% FROM 200 - 905nm @ 0° AOI

T(abs): =50% FOR 925±9.25nm @ 0° AOI

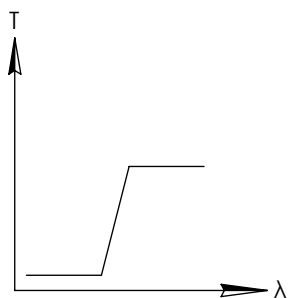
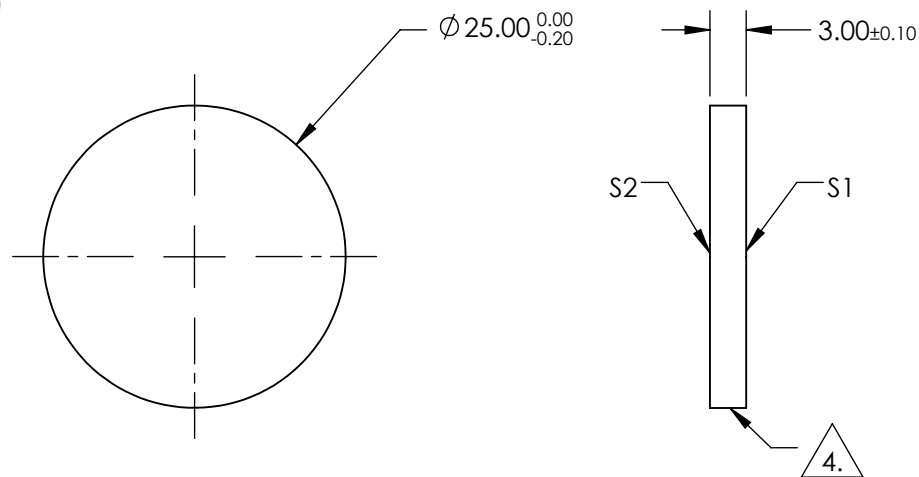
S2: SINGLE LAYER MgF2

FOR INFORMATION ONLY:  
DO NOT MANUFACTURE  
PARTS TO THIS DRAWING



4. FINE GRIND SURFACE

5. POWER, IRREGULARITY, AND SURFACE QUALITY SPECIFICATIONS APPLY ACROSS CLEAR APERTURE
6. TRANSMITTED WAVEFRONT DISTORTION, RMS: ≤λ/4 @ 633nm (prior to coating)
7. ROHS COMPLIANT



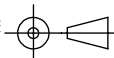
LONGPASS FILTER

SPECIFICATIONS SUBJECT TO CHANGE WITHOUT NOTICE  
DIMENSIONS ARE FOR REFERENCE ONLY

	S1	S2
SHAPE	PLANO	PLANO
SURFACE QUALITY	60-40	60-40
CLEAR APERTURE	>80%	>80%
BEVEL	PROTECTIVE AS NEEDED	PROTECTIVE AS NEEDED

**EO**® Edmund Optics®

THIRD ANGLE PROJECTION



TITLE

Ø25mm, 925nm, HIGH PERFORMANCE  
LONGPASS FILTER

ALL DIMS IN

mm

DWG NO

86072

SHEET  
1 OF 1