

NOTES:

1. SUBSTRATE
UV GRADE FUSED SILICA
2. SURFACE S2 TO BE PARALLEL WITH SURFACE S1 TO WITHIN 5 ARCSEC
3. COATING (APPLY ACROSS COATING APERTURE)

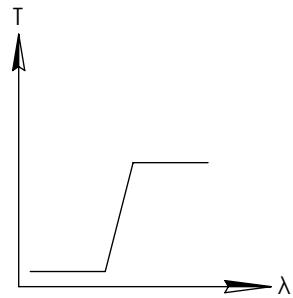
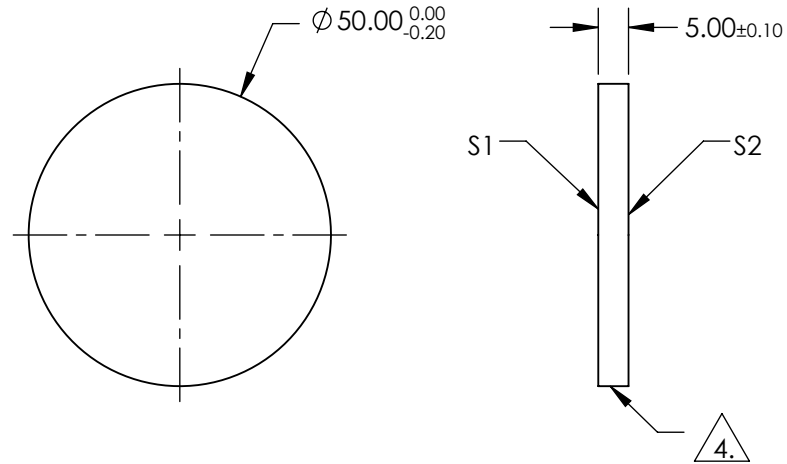
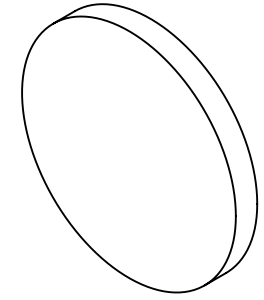
PERFORMANCE SPECIFICATIONS @ 0° AOI
 T(AVG): >85% FROM 445 - 2000nm
 T(AVG): < 1% FROM 200 - 405nm
 T(ABS): = 50% 425nm @ 45° AOI

S1: MULTILAYER DIELECTRIC COATING
 S2: SINGLE LAYER MgF2

4. FINE GRIND SURFACE

5. TRANSMITTED WAVEFRONT DISTORTION RMS@ 632.8nm ≤ ¼ WAVE
6. ROHS COMPLIANT

**FOR INFORMATION ONLY:
 DO NOT MANUFACTURE
 PARTS TO THIS DRAWING**

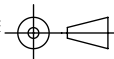


LONGPASS FILTER

SPECIFICATIONS SUBJECT TO CHANGE WITHOUT NOTICE
 DIMENSIONS ARE FOR REFERENCE ONLY

	S1	S2
SHAPE	PLANO	PLANO
SURFACE QUALITY	40-20	40-20
CLEAR APERTURE	80%	80%
COATING APERTURE	Ø40.00	Ø40.00
BEVEL	PROTECTIVE AS NEEDED	PROTECTIVE AS NEEDED

THIRD ANGLE
 PROJECTION



ALL DIMS IN

mm

EO® Edmund Optics®

TITLE

OD2, Ø50mm, 425nm LONGPASS FILTER

DWG NO

64632

SHEET
 1 OF 1